

American English

# Family and Friends

Grade 3

## Special Edition

Student Book



Naomi Simmons

Viet Nam Education Publishing House (VEPH)

OXFORD  
UNIVERSITY PRESS

# Scope and sequence



## Starter:

**Welcome back!** p. 4

*I have brown hair. This is my cousin. He has green eyes. Where's Billy?*  
*Is he under the bed? There is ... There are ...* Numbers 1–10 Family Colors Toys

	Words	Grammar	Phonics	Skills
<b>1 Clean up!</b> p. 8	My bedroom Numbers 11–20	<i>There's ... There are ...</i>	<b>CVC words: o and u</b> <i>pot rug fox bug hop sun</i>	<b>Reading:</b> a descriptive letter <b>Listening:</b> distinguishing details <b>Speaking:</b> <i>Where are the shoes?</i> <b>Writing:</b> question marks and periods, writing about my bedroom (Workbook)
<b>2 Our new things</b> p. 14	School things	<i>This / That is ... These / Those are ...</i>	<b>Consonant blends:</b> <i>dr tr cr dr: drum dress tr: truck tree cr: crayon crab</i>	<b>R:</b> a description <b>L:</b> identifying people and objects <b>S:</b> <i>How many ...? There are ...</i> <b>W:</b> capitalization, writing about my classroom (WB)
<b>3 Do you have a milkshake?</b> p. 20	Food Numbers 20–100	<i>Do you have ...? I do / don't ... Does he have ...? He does / doesn't ...</i>	<b>Consonant blends:</b> <i>gr br fr gr: grass grapes br: brush bread fr: frog frisbee</i>	<b>R:</b> a caption story <b>L:</b> identifying which food items are available <b>S:</b> <i>Do you have apples? Yes, we do.</i> <b>W:</b> question marks and periods, writing about my lunch (WB)
<b>Review 1</b> p. 26				
<b>4 We have English!</b> p. 28	School subjects School rooms	<i>What / When do we have ...? We have ... our / their</i>	<b>Consonant blends:</b> <i>fl pl bl fl: flower flag pl: plum plate bl: blanket blue</i>	<b>R:</b> a description on a web page <b>L:</b> identifying school rooms <b>S:</b> <i>What do we have in the art room? We have ...</i> <b>W:</b> capital letters, writing about my school subjects (WB)
<b>5 Let's buy presents!</b> p. 34	Special days	<i>What does he like? He likes / doesn't like ...</i>	<b>Consonant blends:</b> <i>cl gl sl cl: cloud clock gl: gloves glue sl: slide slippers</i>	<b>R:</b> instructions on making a card <b>L:</b> identifying suitable presents for people according to their preferences <b>S:</b> <i>What does he like? He likes sports.</i> <b>W:</b> long and short forms, writing about presents for my mom (WB)
<b>6 What time is it?</b> p. 40	Everyday activities Times of the day	<i>What time is it? It's ... o'clock. He ... at ... o'clock.</i>	<b>Consonant blends:</b> <i>sm sn st sk sm: smile sn: snow st: star sk: sky</i>	<b>R:</b> information texts <b>L:</b> listening for time and activities <b>S:</b> <i>He has breakfast.</i> <b>W:</b> identifying <i>Wh-</i> questions, writing about my day (WB)
<b>Review 2</b> p. 46				

	Words	Grammar	Phonics	Skills
<b>7</b> <b>Where does she work?</b> p. 48	Places	<i>Where does he work? He works in a ... Does she work in a ...?</i>	Long vowels: <i>a + magic e lake gate face plane</i>	R: a magazine interview L: listening for detail in an interview S: <i>What are Nam's favorite animals? They're monkeys.</i> W: using commas with <i>and</i> in lists, writing about where my family works (WB)
<b>8</b> <b>It's hot today!</b> p. 54	Weather Weather activities	<i>What's the weather like? It's ... Put on / Don't put on ...</i>	Long vowels: <i>i + magic e bike white kite line</i>	R: a weather report L: identifying the weather at certain times from the weather report S: <i>It's Monday. What's the weather like?</i> W: verbs and adjectives, writing about the weather (WB)
<b>9</b> <b>What are you wearing?</b> p. 60	Clothes Time	Present progressive: <i>What are you wearing? What's he wearing? I'm / He's wearing ...</i>	Long vowels: <i>o + magic e rope bone stone home</i>	R: a poem: "At the bus station" L: identifying people by their clothing S: <i>What's she wearing? She's wearing ... He's wearing a red shirt. Who is it?</i> W: writing the time, writing about my clothes (WB)
<b>Review 3</b> p. 66				
<b>10</b> <b>You're sleeping!</b> p. 68	Celebrations Getting ready	Present progressive: <i>What are you / they doing? I'm / We're / They're ... What's he / she doing? He's / She's ...</i>	Long vowels: <i>u + magic e June tube flute cube</i>	R: a descriptive email L: listening for detail to distinguish between photos S: <i>What's he doing? He's dancing.</i> W: present continuous verbs, writing about a party (WB)
<b>11</b> <b>Look at all the animals!</b> p. 74	Farm animals Adjectives	Comparatives: <i>This cow is bigger than that cow.</i>	Long vowels: <i>ee tree cheese green feet</i>	R: an information text L: listening for rules S: <i>Don't open the gate.</i> W: using <i>and</i> to connect sentences, writing about a farm visit (WB)
<b>12</b> <b>Look at the photos!</b> p. 80	Memories Cleaning up	Past simple: <i>I was / wasn't ... You were / weren't ...</i>	Short & long vowels <i>cub cube cap cape pin pine</i>	R: a newspaper article L: identifying people by their feelings and appearance S: <i>He was a lion (in the school play).</i> W: <i>and / or</i> , writing about me and my friends (WB)
<b>Review 4</b> p. 86				
Picture dictionary p. 88				
Word list p. 94				

## Lesson One

1 Listen and sing. 🎧 01

2 Sing and do.

### Welcome song

Welcome back  
To all our friends.  
Fun and learning  
Never end!

Welcome back.  
It's a happy day.  
A day for learning,  
A day for play!



3 Listen and read. 🎧 02



1 Listen to the story and repeat. Act.

2 Circle T (true) or F (false).

- |                        |                                    |   |                           |   |   |
|------------------------|------------------------------------|---|---------------------------|---|---|
| 1 Rosy has brown hair. | <input checked="" type="radio"/> T | F | 2 Tim is Rosy's brother.  | T | F |
| 3 Tim has brown eyes.  | T                                  | F | 4 Billy has curly hair.   | T | F |
| 5 Billy is four.       | T                                  | F | 6 Billy is under the bed. | T | F |

3 Listen and number. 03

mom dad brother sister grandma grandpa aunt uncle cousin



4 Point and say.

long short curly straight brown black gray

This is Rosy's mom. She has curly hair.

This is Rosy's dad. He has ...

## Lesson Three

### 1 Ask and answer.

Hello. How are you?

I'm fine, thank you.

What's your name?

My name's ...

How old are you?

I'm ...

### 2 Look and say. Introduce a friend.

1



2



### 3 Listen and sing. 🎧 04

### 4 Sing and do.

#### Monday, Tuesday, Wednesday, jump!



Monday, Tuesday, Wednesday,  
Jump!

Thursday, Friday,  
Down with a bump!

Saturday, Sunday,  
Let's say "Hi!"

Days of the week.  
Let's say "Goodbye!"



6

Starter Days of the week

1 Look. Ask and answer.

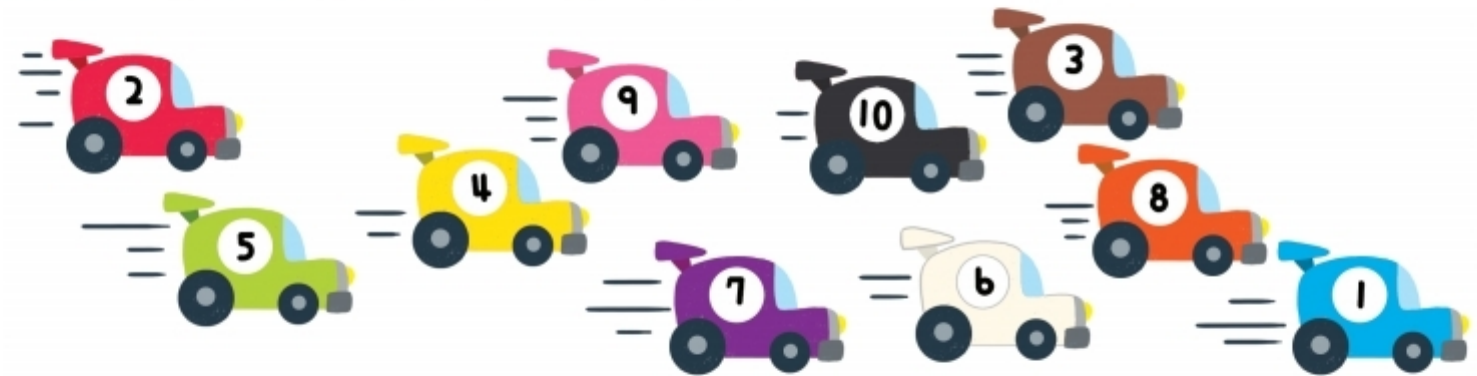
ball car train doll teddy bear bike



How many cars are there?

There are ... cars.

2 Listen and point. Ask and answer. 05



red green blue yellow pink  
purple black white brown orange

What color is number 8?

It's ...

3 Write the numbers.

ten	<u>10</u>	three	_____	seven	_____
five	_____	four	_____	one	_____
two	_____	six	_____	eight	_____
nine	_____				

# 1

# Clean up!

## Lesson One Words

1 Listen, point, and repeat. 🎧 06

2 Listen and chant. 🎧 07



rug



cabinet



shelf



pillow



blanket

3 Listen and read. 🎧 08





1 Listen to the story and repeat. Act.

2 Listen and say. 🎧 09

Let's learn!



There's a doll on the rug.



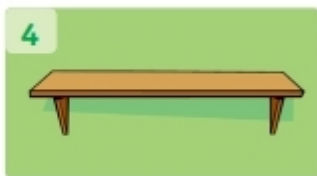

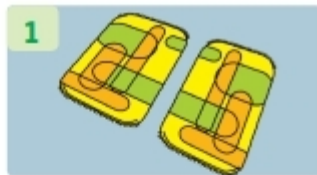
There are three books under the bed.

there's = there is

3 Look and say.

How many rugs?

There are two rugs.



4 Look again and write.

There's    There are

- 1 There are two rugs.
- 2 \_\_\_\_\_ three pillows.
- 3 \_\_\_\_\_ a cabinet.
- 4 \_\_\_\_\_ a shelf.
- 5 \_\_\_\_\_ a blanket.

Let's practice!



## Lesson Three Song

1 Listen, point, and repeat. 🎧 10

11

eleven

12

twelve

13

thirteen

14

fourteen

15

fifteen

16

sixteen

17

seventeen

18

eighteen

19

nineteen

20

twenty

2 Listen and sing. 🎧 11

3 Sing and do.

### There are ten in the bed

There are ten in the bed,  
And the little one says,  
"Two more, two more."  
Two more get in.  
Eleven, twelve!

There are twelve in the bed,  
And the little one says,  
"Two more, two more."  
Two more get in.  
Thirteen, fourteen!

There are fourteen in the bed, ...  
Fifteen, sixteen!

There are sixteen in the bed, ...  
Seventeen, eighteen!

There are eighteen in the bed, ...  
Nineteen, twenty!

Help!



1 Listen, point, and repeat. 🎧 12



2 Listen and chant. 🎧 13










I'm on the rug,  
 Rug, rug, rug.  
 Look at the bug,  
 Bug, bug, bug.  
 Look at the fox  
 Hop over the pot.  
 Look at the fox  
 Hop into the box.



3 Read the chant again. Circle the *o* and *u* in the middle of the words.

4 Match the words that rhyme.

1 	bed	rug	
2 	van	red	
3 	box	big	
4 	fig	fox	
5 	bug	man	

Let's practice!

Hop!



## Reading

- 1 What's in the living room? Point and say.
- 2 Listen and read.  14

## ★ STAR LETTER ★

Dear Junior Magazine,

This is a picture of my living room. There is a big table. There are four chairs. There is a cabinet. There is a TV on the cabinet.

There is a shelf. There are twenty books on the shelf. Four books are about Viet Nam. Twelve books are about soccer. They are my favorite books.

I have lots of toys and a big toy box.

I like my living room and I like soccer!

Bye!

From Vinh (age 7)



### 3 Read again. Write *T* (true) or *F* (false).

- |                                     |          |                             |       |
|-------------------------------------|----------|-----------------------------|-------|
| 1 There are flowers on the cabinet. | <u>F</u> | 2 There are twelve chairs.  | _____ |
| 3 Vinh has two toy boxes.           | _____    | 4 Vinh has lots of books.   | _____ |
| 5 There is a TV.                    | _____    | 6 He likes his living room. | _____ |

Listening

1 Listen and write A or B.  15



- 1  A      2       3       4       5       6

Speaking

2 Look at the pictures again. Ask and answer.

bag books toys bicycle rug chairs shoes

Where is the bag?

It's under the table.

Writing: About me!

3 Read the questions and answers. Write  or .

How many tables are there ?

There is one table .

How many chairs are there .

There are four chairs .

How many cabinets are there .

There are three cabinets .

How many books are there .

There are fifteen books .

4 Look at the questions in 3 again and answer about your living room. Talk to your friend about your living room.

# 2

# Our new things

## Lesson One Words

1 Listen, point, and repeat. 🎧 16

2 Listen and chant. 🎧 17



table



computer



coat hook



pencil case



board

3 Listen and read. 🎧 18



1 Listen to the story and repeat. Act.

2 Listen and say. 🎧 19

Let's learn!



This is the new computer.



That is a new board.



These are new tables.



Those are new coat hooks.

3 Look at your classroom. Point and say.

chairs pencil case board tables coat hooks



Those are coat hooks.

This is a ...

That is a ...

These are ...

4 Write.

This That These ~~Those~~



Those are bags.



\_\_\_\_\_ is a pen.



\_\_\_\_\_ are pencils.



\_\_\_\_\_ is a computer.

Let's practice!

This is a new pencil case.



## Lesson Three Song

### 1 Listen, point, and repeat. 🎧 20



poster



picture



drawers

### 2 Listen and sing. 🎧 21

### 3 Sing and do.





1 Listen, point, and repeat. 🎧 22

<b>dr</b>		<b>tr</b>		<b>cr</b>	
drum	dress	truck	tree	crayon	crab
					

2 Listen and chant. 🎧 23

A train and a truck,  
 A crab and a drum.  
 I draw with my crayons,  
 And I have fun.

A girl in a dress,  
 A bird in a tree.  
 Get your crayons,  
 And draw with me.



3 Read the chant again. Circle the sounds *dr*, *tr*, and *cr*.

4 Listen to the sounds and connect the letters. 🎧 24

What does the boy have?


	<b>dr</b> <b>dr</b> <b>cr</b> <b>dr</b> <b>cr</b> <b>dr</b> <b>tr</b>	
	<b>tr</b> <b>cr</b> <b>dr</b> <b>tr</b> <b>tr</b> <b>cr</b> <b>dr</b>	
	<b>cr</b> <b>tr</b> <b>tr</b> <b>cr</b> <b>dr</b> <b>tr</b> <b>cr</b>	

Let's practice!


I draw with my crayons.



## Reading


- 1 Point to things you can see in a school. Say the words.
- 2 Listen and read.  25

1




My name's Phong. I go to Doan Thi Diem Primary School. Look at these pictures of my school.

2




Our classroom is upstairs. It's very big.

3




I'm in class 3C. There are 12 girls and 14 boys in my class. Our teacher is Miss Loan.

4




There are lots of pictures and posters on the wall.

5



We sit at tables. I sit with my friend Nam.

6




This is my school. I love my school!

### 3 Read again. Circle the correct word.

- 1 Where is Phong's classroom?
- 2 What class is Phong in?
- 3 How many boys are there in his class?
- 4 What is his teacher's name?
- 5 What is on the wall of the classroom?
- 6 Does Phong love his school?

- upstairs / downstairs  
 3C / Doan Thi Diem  
 12 / 14  
 Miss Loan / Miss Hung  
 tables / pictures  
 yes / no

## Listening

1 Listen and number.  26

## Speaking

## 2 Point, ask, and answer.

boys girls teachers windows doors

How many girls are there?

There are two girls.

## Writing: About me!

## 3 Write about your school.

What is your class name? I'm in class \_\_\_\_\_.

Where is your classroom? My classroom is \_\_\_\_\_.

How many windows are there? There \_\_\_\_\_.

What is on the wall of your classroom? \_\_\_\_\_.

What is your teacher's name? \_\_\_\_\_.

4 Underline the capital letters at the start of the sentences in 3.  
Circle the capital letters at the start of the names in 3.

What is your teacher's name? Our teacher is Mrs. Loan.